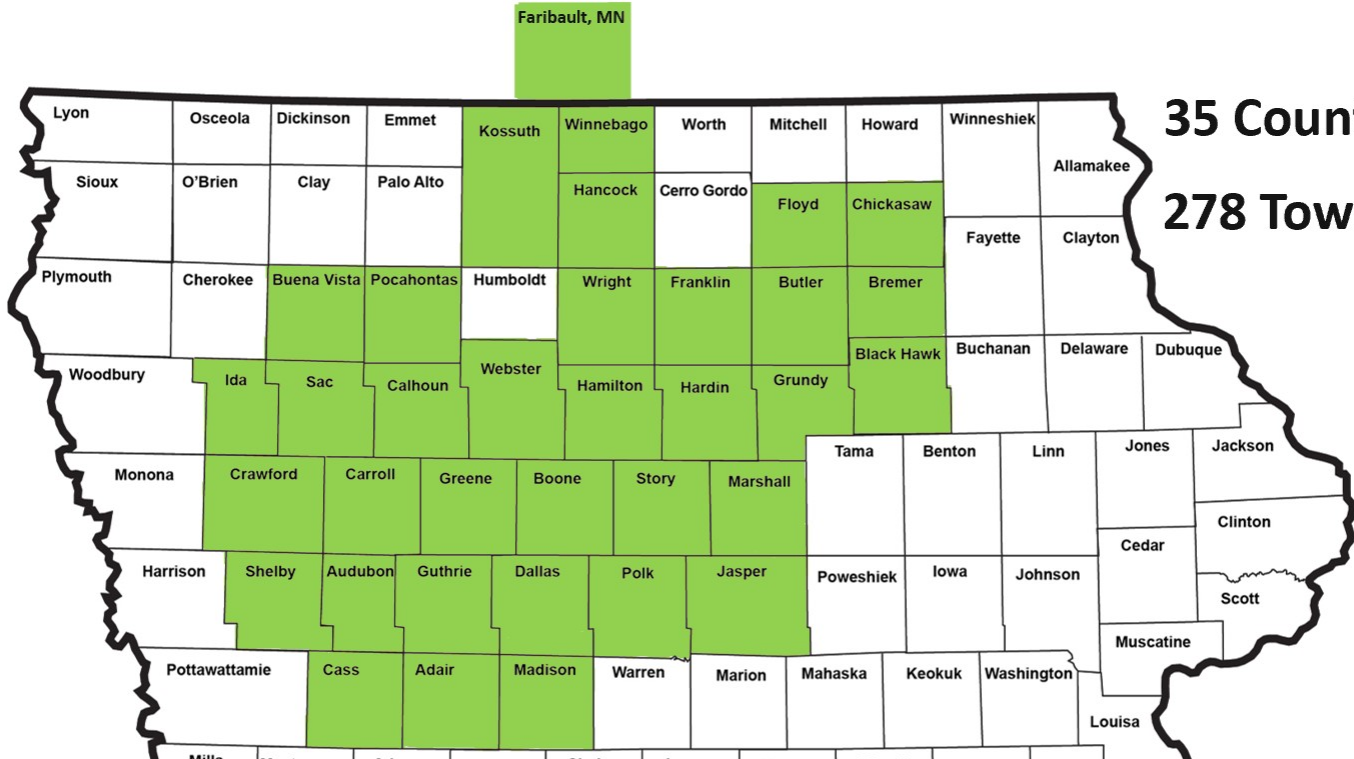




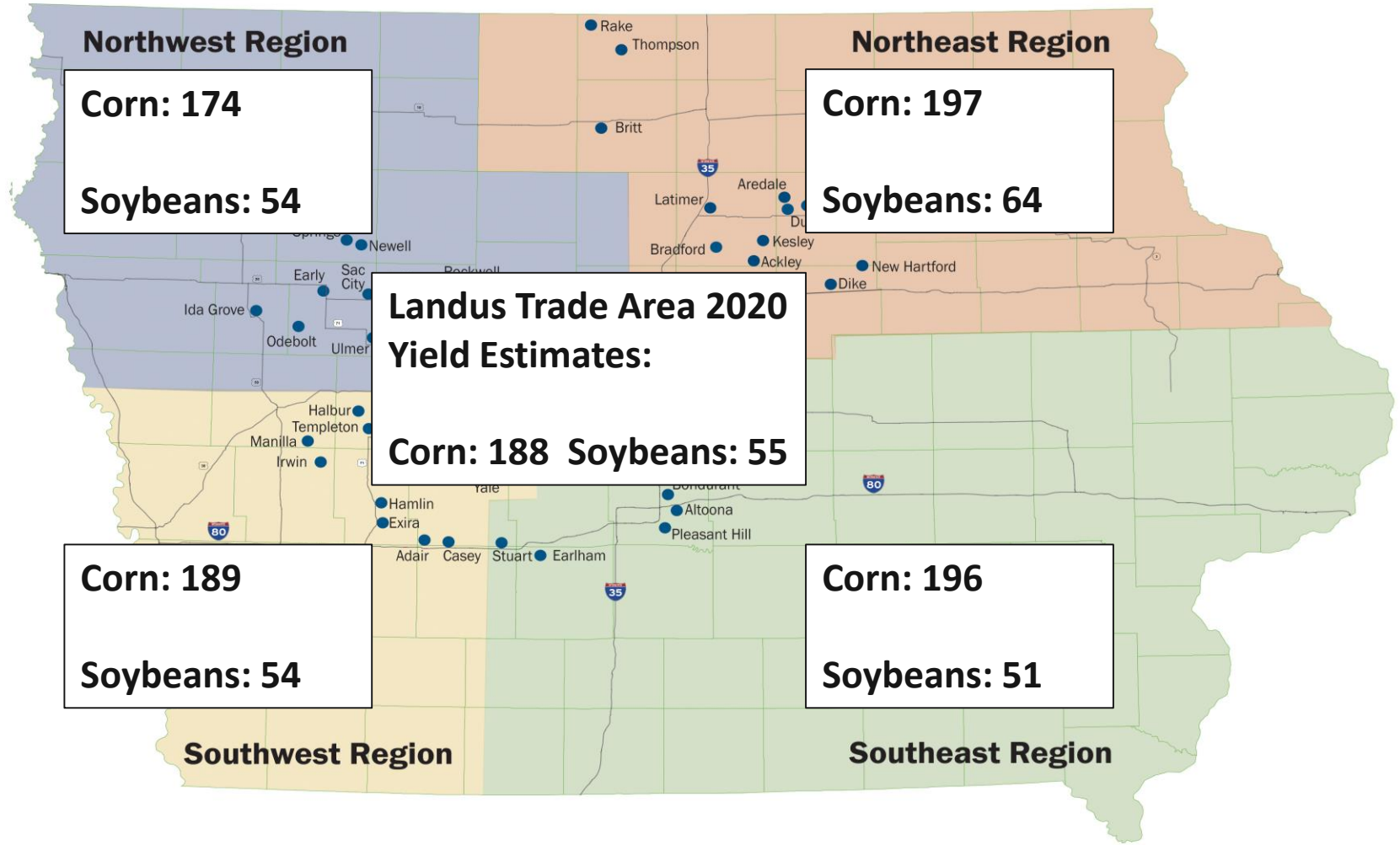
2020 Crop Tour Results

Area Covered



35 Counties
278 Townships

Landus Results



SW Region Results - Corn

Crawford 186	Carroll 196	Greene 197
Shelby 179	Audubon 184	Guthrie 187
vattamie	Cass 233	Adair 177


County	High	Low	Average	Sample Size
Adair	222	142	177	14
Audubon	255	130	184	24
Carroll	247	148	196	27
Cass	265	212	233	4
Crawford	233	134	186	18
Greene	260	125	197	24
Guthrie	231	115	187	32
Shelby	205	152	179	8

SW Region Results - Soybeans

Crawford 54	Carroll 57	Greene 55
Shelby 54	Audubon 52	Guthrie 45
vattamie	Cass 60	Adair 66

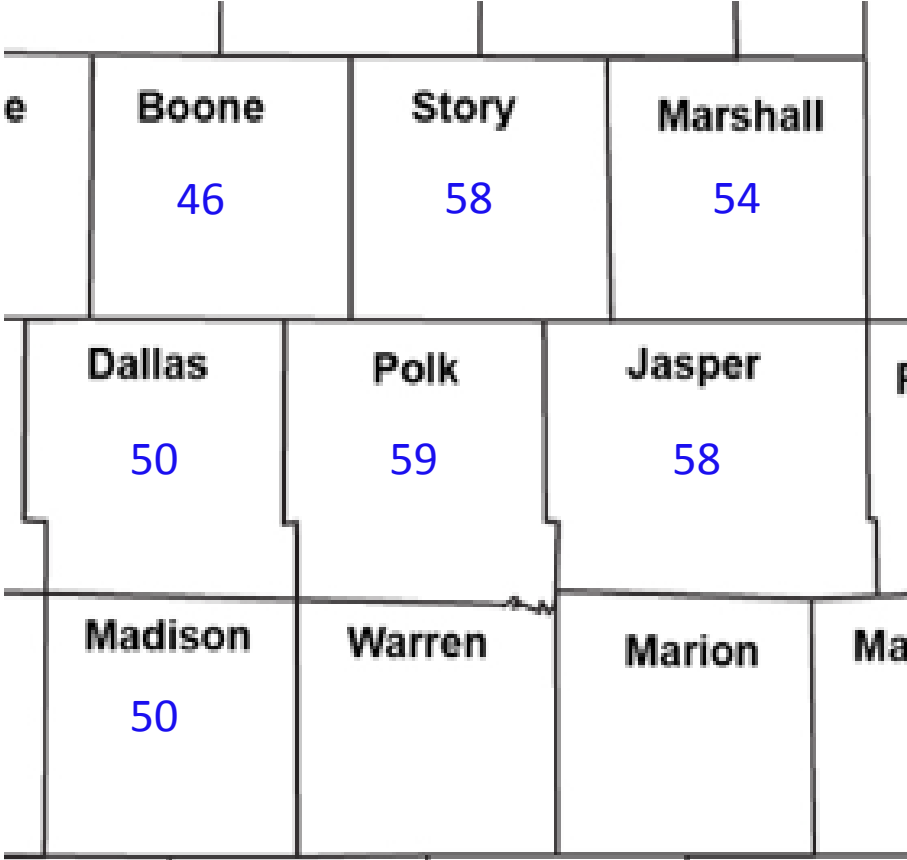
County	High	Low	Average	Sample Size
Adair	95	46	66	14
Audubon	77	32	52	24
Carroll	84	32	57	27
Cass	70	53	60	4
Crawford	96	24	54	18
Greene	75	35	55	24
Guthrie	77	28	45	32
Shelby	74	32	54	8

SE Region Results - Corn



County	High	Low	Average	Sample Size
Boone	236	123	182	35
Dallas	239	134	179	14
Jasper	236	175	197	6
Madison	281	105	199	14
Marshall	266	150	212	8
Polk	245	154	205	18
Story	309	125	219	16

SE Region Results - Soybeans



County	High	Low	Average	Sample Size
Boone	77	22	46	35
Dallas	61	32	50	14
Jasper	71	47	58	6
Madison	69	34	50	14
Marshall	72	39	54	8
Polk	80	40	59	18
Story	78	29	58	16

NE Region Results - Corn

Faribault, MN

205

Kossuth 197	Winnebago 216	Worth	Mitchell	Howard
	Hancock 220	Cerro Gordo	Floyd 225	Chickasaw 187
Humboldt	Wright 201	Franklin 194	Butler 192	Bremer 201
Webster	Hamilton 218	Hardin 180	Grundy 190	Black Hawk 177
				Tama

County	High	Low	Average	Sample Size
Black Hawk	219	134	177	4
Bremer	271	116	201	6
Butler	261	131	192	32
Chickasaw	215	160	187	2
Faribault, MN	227	177	205	4
Floyd	276	185	225	7
Franklin	235	149	194	22
Grundy	229	146	190	16
Hamilton	218	217	218	2
Hancock	260	166	220	10
Hardin	221	144	180	16
Kossuth	212	187	197	3
Winnebago	249	211	216	15
Wright	209	158	201	4

NE Region Results - Soybeans


Faribault, MN

62

Kossuth 59	Winnebago 64	Worth	Mitchell	Howard
	Hancock 51	Cerro Gordo	Floyd 67	Chickasaw 50
Humboldt	Wright 83	Franklin 74	Butler 61	Bremer 51
Webster	Hamilton 58	Hardin 57	Grundy 74	Black Hawk
				Tama


County	High	Low	Average	Sample Size
Black Hawk	82	71	75	4
Bremer	72	28	51	6
Butler	145	11	61	32
Chickasaw	55	45	50	2
Faribault, MN	77	47	62	4
Floyd	106	49	67	7
Franklin	104	44	74	22
Grundy	112	39	74	16
Hamilton	59	58	58	2
Hancock	69	32	51	10
Hardin	80	43	57	16
Kossuth	81	47	59	3
Winnebago	82	49	64	15
Wright	88	78	83	4

NW Region Results - Corn



County	High	Low	Average	Sample Size
Buena Vista	219	98	159	20
Calhoun	270	82	168	38
Ida	213	161	186	18
Pocahontas	199	118	170	6
Sac	243	102	185	38
Webster	240	100	171	32

NW Region Results – Soybeans



County	High	Low	Average	Sample Size
Buena Vista	77	38	52	20
Calhoun	88	27	47	38
Ida	79	42	59	18
Pocahontas	78	52	63	6
Sac	67	20	48	38
Webster	70	33	47	32

Thank You

