

# CONNECT WITH LANDUS WHEREVER YOU ARE

## 5 EASY STEPS TO REGISTER

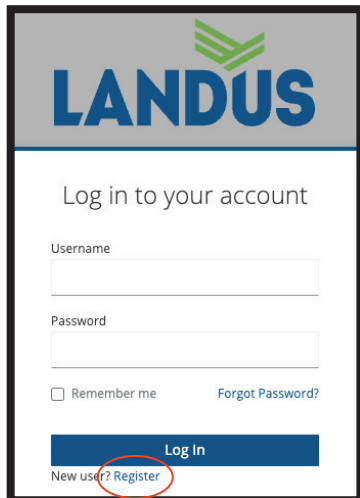
| One registration for [portal.landus.ag](https://portal.landus.ag) and our mobile app!

1

To start the registration process, go to **[Portal.Landus.ag](https://portal.landus.ag)**

Click "Register" under the blue Log In box.

*(Make sure to have your **account and pin number** handy, you will need them in order to complete your registration.)*



LANDUS

Log in to your account

Username

Password

☐ Remember me [Forgot Password?](#)

[Log In](#)

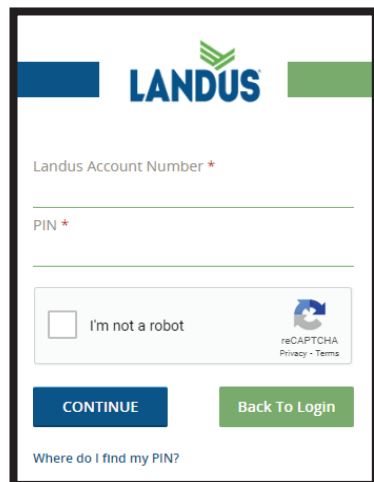
New user? [Register](#)

2

Enter **Account** and **Pin Number**.  
*(This can be located on customer's statement.)*

Select "**Continue**."


If you need assistance with your pin and/or account number please contact us at **[credit@landus.ag](mailto:credit@landus.ag)**.



LANDUS

Landus Account Number \*

PIN \*

☐ I'm not a robot 

[CONTINUE](#) [Back To Login](#)

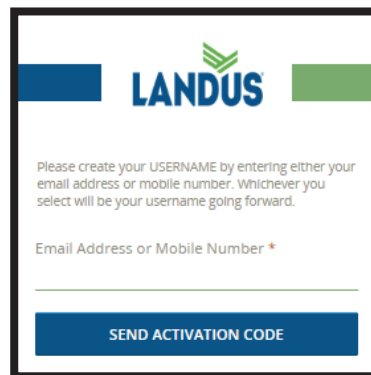
Where do I find my PIN?

3

Create your username using your **email address** or **mobile number**. This will be your username going forward.

Select "**Send Activation Code**" button.

Your code will be sent to the username you chose.



LANDUS

Please create your USERNAME by entering either your email address or mobile number. Whichever you select will be your username going forward.

Email Address or Mobile Number \*

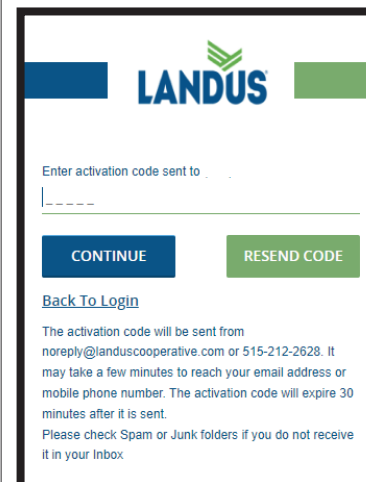
[SEND ACTIVATION CODE](#)

4

Enter the activation code sent.

It may take a few minutes before it reaches either your email address or mobile number.

Select "**Continue**" button.



LANDUS

Enter activation code sent to

[CONTINUE](#) [RESEND CODE](#)

[Back To Login](#)

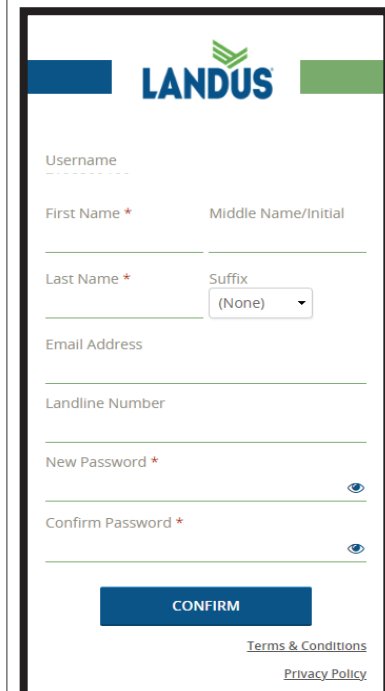
The activation code will be sent from [noreply@landuscooperative.com](mailto:noreply@landuscooperative.com) or 515-212-2628. It may take a few minutes to reach your email address or mobile phone number. The activation code will expire 30 minutes after it is sent.

Please check Spam or Junk folders if you do not receive it in your Inbox.

5

Enter the required profile information and create your password.

Select "**Confirm**" button when complete.



LANDUS

Username

First Name \* Middle Name/Initial

Last Name \* Suffix (None)

Email Address

Landline Number

New Password \*

Confirm Password \*

[CONFIRM](#)

[Terms & Conditions](#)  
[Privacy Policy](#)